



ABOVE: Pinnacle Lifestyle

## PINNACLE

The Pinnacle is incredibly adaptable to suit your needs. The Pinnacle family recliners comes in a range of heights and sizes - standard, grand and XL to suit the taller member of your family. Match any of the recliners with a 2 & 3 seat sofa or a 2 & 3 seat sofa with each end seat moving independently for individual relaxation. Available as Pinnacle Large and Pinnacle XL recliner models plus Luxury Lift Chair.

### Features & Warranty

- Offered in both fabric and leather
- Refer to website or instore for Warranty information



RECLINER



RECLINER LARGE



RECLINER XL



POWER XR



2 SEATER



2 SEATER GLIDEAWAY

## PINNACLE

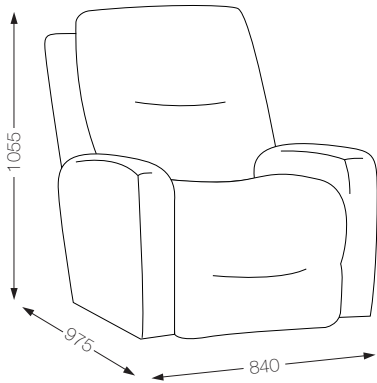


3 SEATER

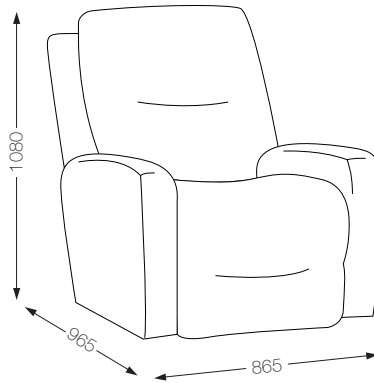


3 SEATER GLIDEAWAY  
WITH DROP DOWN TRAY

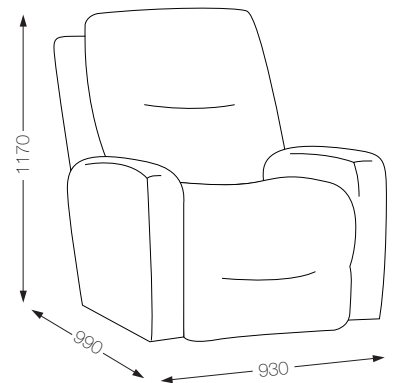
# PINNACLE



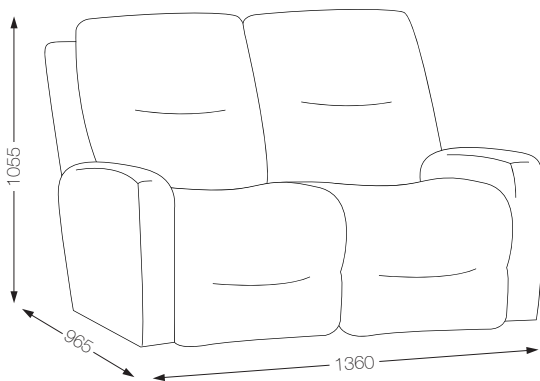
RECLINER & POWER XR &  
GLIDEAWAY RECLINER




RECLINER LARGE




RECLINER XL



2 SEATER

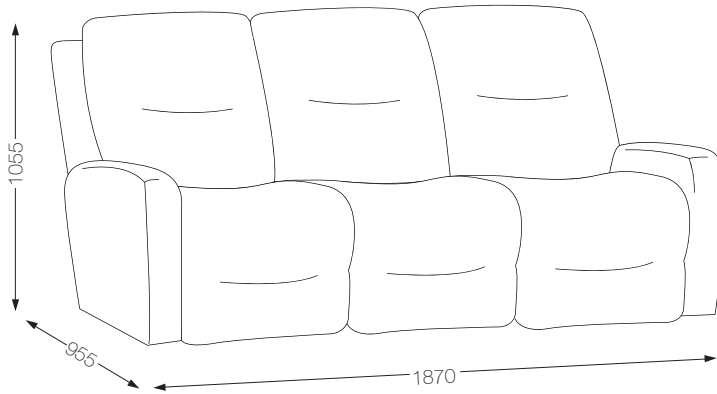


2 SEATER GLIDEAWAY

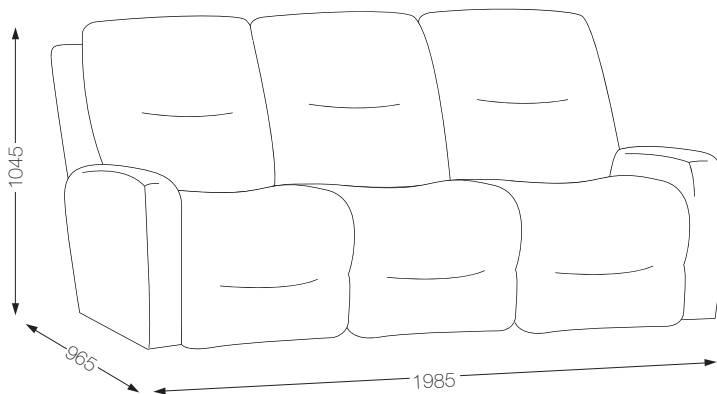


2 SEATER TWIN RECLINER

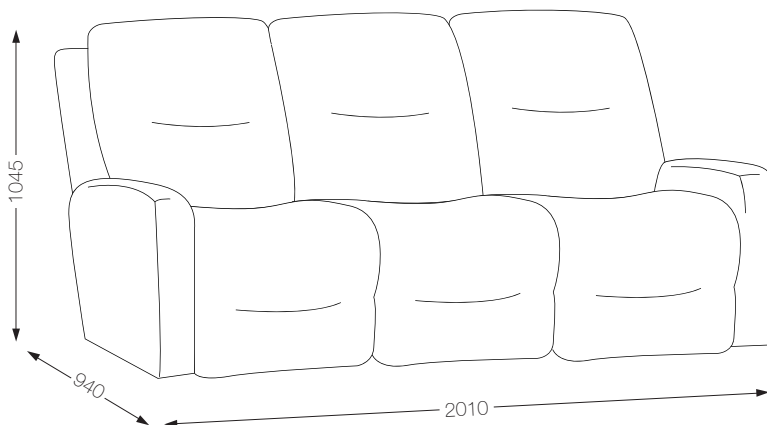
# PINNACLE



3 SEATER



3 SEATER TWIN RECLINER



3 SEATER GLIDEAWAY /  
3 SEATER GLIDEAWAY WITH DROP DOWN TRAY