

The Relaxer recliner program from IMG offers unsurpassed comfort with high quality and space efficient design. The Relaxer gives you glide, reclining, swivel as well as adjustable headrest support and integrated footrest. The IMG Relaxers are made with Cold-Cure Molded Foam Cushioning. This unique space-age technology ensures comfort, body correct support as well as durability.



BENEFITS

NORWEGIAN QUALITY. All IMG products meet the highest quality standards. The reclining mechanism with integrated footrest is made by the largest specialized mechanism supplier in the world. The construction is based on a hard wood and steel frame with IMG's unique molded foam.

MANY UNIQUE COMFORT FUNCTIONS. The IMG Relaxers offer five different built-in functions:

- Swivel
- Effortless reclining and adjustable back rest angle
- Foldable footrest
- Gliding / rocking function
- Adjustable head and neck support

COLD-CURE MOLDED FOAM. This spaceage material encases the interior steel frame and sinuous springs, allowing for body-friendly curvatures to be covered with glove-fitted upholstery. This guarantees absolute comfort and durability.

LUXURIOUS FEEL AND TOUCH. A layer of soft high resilient polyurethane foam with fibers ensures a luxurious feel and extra softness.

3 DISTINCT SIZES AVAILABLE – WITH THE SAME DESIGN. All IMG relaxers are available in different sizes to assure a perfect fit for your comfort requirements.

ADJUSTABLE HEAD AND NECK SUPPORT. Exclusive adjustment system that allows your head and neck to rest in an infinite number of comfort positions. It can easily be adjusted by a handgrip.

GLIDER/ROCKING LOCKER
 IMG Relaxers can be delivered with a mechanism that makes it possible for the user to lock the gliding/rocking function.

WARRANTY. Ten years on steel frame and wood frame breakage as well as moulded foam collapsing. Five years on mechanisms and moving parts breakage. Two years on leather and fabric covers. Two years on motors, craftsmanship, other materials and parts. See warranty policy for more details.



360° Swivel



Gliding/
Rocking function



Integrated footstool



Effortless reclining

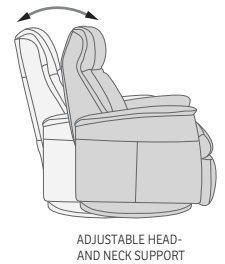
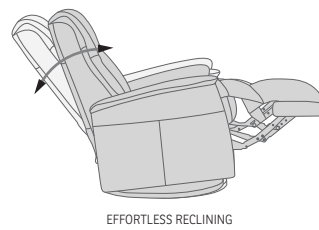
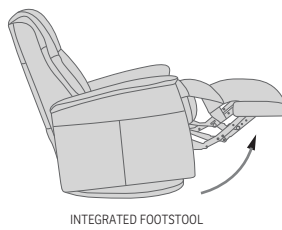
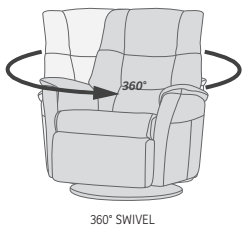


Adjustable head-
and neck support

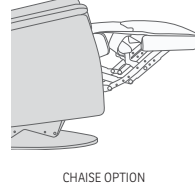
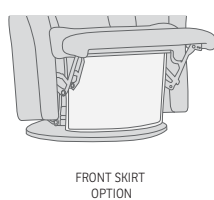
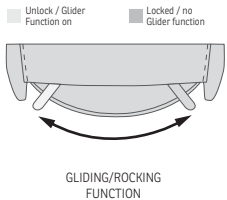
BRANDO GLIDER



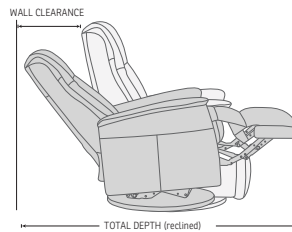
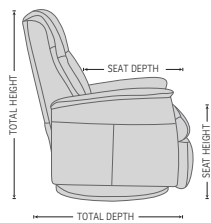
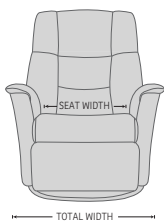
FUNCTIONS



OPTIONS



DIMENSIONS



CHAIR SIZE	TOTAL WIDTH	TOTAL DEPTH	TOTAL HEIGHT	SEAT WIDTH	SEAT HEIGHT	SEAT DEPTH	TOTAL DEPTH (reclined)	WALL CLEARANCE REQUIREMENT
Brando 194 compact size	76 cm / 29.9 in	86 cm / 33.8 in	97.5 cm / 38.3 in	45 cm / 17.7 in	45 cm / 17.7 in	53 cm / 20.8 in	151 cm / 59.4 in	31 cm / 12.2 in
Brando 195 compact size with chaise	76 cm / 29.9 in	86 cm / 33.8 in	97.5 cm / 38.3 in	45 cm / 17.7 in	45 cm / 17.7 in	53 cm / 20.8 in	151 cm / 59.4 in	31 cm / 12.2 in
Brando 294 standard size	82 cm / 32.2 in	89 cm / 35 in	102 cm / 40.1 in	50 cm / 19.6 in	47 cm / 18.5 in	57 cm / 22.4 in	162 cm / 63.7 in	31 cm / 12.2 in
Brando 295 standard size with chaise	82 cm / 32.2 in	91 cm / 35.8 in	102 cm / 40.1 in	50 cm / 19.6 in	47 cm / 18.5 in	57 cm / 22.4 in	162 cm / 63.7 in	31 cm / 12.2 in
Brando 394 large size	87 cm / 34.2 in	89 cm / 35 in	106 cm / 41.7 in	53 cm / 20.8 in	48 cm / 18.8 in	57 cm / 22.4 in	164 cm / 64.5 in	33 cm / 12.9 in
Brando 395 large size with chaise	87 cm / 34.2 in	91 cm / 35.8 in	106 cm / 41.7 in	53 cm / 20.8 in	48 cm / 18.8 in	57 cm / 22.4 in	164 cm / 64.5 in	33 cm / 12.9 in

* The dimensions are approximate and may vary with +/-2cm



imgcomfort.no